

DL-1935A

10" NON-IC Horizontal Architectural Frame-in-kit For Incandescent Lamps

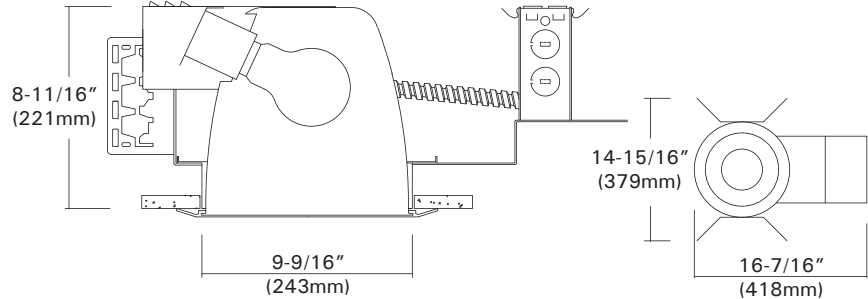
Catalog #		Type
Project		Date
Prepared by		

INCANDESCENT



DESCRIPTION

10" aperture frame-in kits for horizontal A, PS Type incandescent lamp. These are designed for use in non-insulated ceiling for general lights on floor and task lighting with deep concealed lamp.



Ceiling Cut-out : 9-3/4"

Lamp, Max, Watt. : 300W / PS25 (Med, Mog) or
250W / A23 (Med) or
150W A21 (Med)

DESIGN FEATURES

◦ Housing Kit

- C-UL listed, NON-IC, thermally protected housing for horizontal A, PS type incandescent lamps.
- 20-gauge CRS mounting ring, black-painted. Housing adjusts for ceilings up to 1-5/8" thick.

◦ Junction Box

- Listed for through branch circuit wiring. (Max. 8 No 12 AWG 90°C branch circuit conductors. (4 in, 4 out)
- (5) 1/2" knockouts with true pry-out slots and (4) knockouts with Romex cable clamp.
- Ground wire provided on J-box.

◦ Reflector

- Anodized clear, haze, gold, champagne, pewter color finished full reflectors. And anodized reflectors with black or white milled groove baffle collar and glass lens for shower trim.

◦ Trim Ring

- White metal ring plated chrome, satin nickel, natural steel color ring.

◦ Mounting Channel Bracket

- Commercial mounting kit provided up to 5" vertical adjustment, which accommodates 1/2" EMT conduit, optional HB-24 or HBC-24 bar hanger or lathing channels for T-bar grid or concealed spline ceiling.

◦ Socket

- Medium base porcelain socket 4KV pulse rated with nickel plated screw shell.

◦ Thermal Protector

- Self resetting thermal detector on J-box deactivates fixture if overheating occurs due to improper lamping or mis-applied insulation.
- Install varied detectors according to input voltages.

* Listing

- UL, c-UL listed for damp location.
- UL, c-UL listed for feed through.

Trims


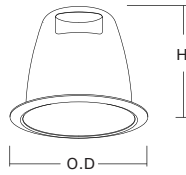
10" Horizontal Incandescent Trims For

DL-9235A, DL-1935A, DL-1935RA

Catalog #		Type
Project		Date
Prepared by		

INCANDESCENT

TM-99R-H
TM-99RF-H
Specular Open Reflector
300W PS25
250W A23 or 150W A19
 White Metal Trim Ring
 O.D : 11-1/4"
 Height : 8-3/4"
 *Symbol (RF) is for Self-flange




TM-90B-H
Baffle w/ Reflector
300W PS25
250W A23 or 150W A19
 White Metal Trim Ring
 O.D : 11-1/4"
 Height : 8-3/4"



TM-98-H
Reflector w/ Frosted Drop Lens
150W A21
 White Metal Trim Ring
 O.D : 11-1/4"
 Height : 8-3/4"



TM-96B-H
Baffle w/ Frosted Lens
150W A21
 White Metal Trim Ring
 O.D : 11-1/4"
 Height : 8-3/4"



TM-98S-H
Reflector w/ Frosted 3.5" Center Hole Lens
150W A21
 White Metal Trim Ring
 O.D : 11-1/4"
 Height : 8-3/4"



TM-96R-H
Reflector w/ Frosted Lens
150W A21
 White Metal Trim Ring
 O.D : 11-1/4"
 Height : 8-3/4"



- ◆ White metal ring standard.
- ◆ All trims are damp location, Lens trims are wet location listed.

ORDERING INFORMATION

Choose the catalog / finish codes that best suit your needs and enter it on the appropriate line.

TRIM MODEL	REFLECTOR	LENS	BAFFLE	METAL RING
	CL :Clear	AS :All Sanded	WH :White	WH :White
	WH :White	CL :Clear	BK :Black	BK :Black
	GD :Gold	CS :Center Part Sanded	SN :Satin Nickel	SN :Satin Nickel
	MA :Matte Platinum		AN :Antique Nickel	AN :Antique Nickel
	CP :Champagne		AC :Antique Copper	AC :Antique Copper
	PR :Pewter		MO :Mocha	MO :Mocha
	HC :Haze Clear		CA :Cappuccino	CA :Cappuccino
			CH :Chrome	CH :Chrome
			UN :Natural Steel	UN :Natural Steel
			PB :Polished Brass	PB :Polished Brass

Examples:
 TM-99R-H-HC-WH = Haze Clear Reflector
 TM-90B-H-BK-WH = Black Baffle w/ Clear Reflector